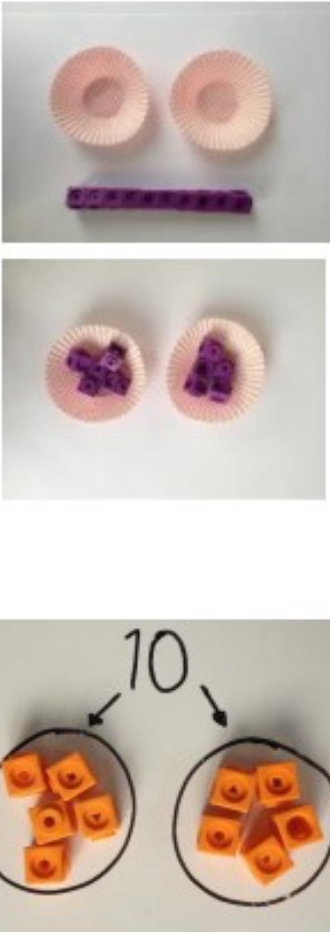
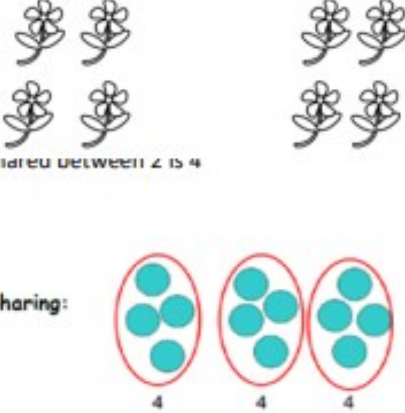




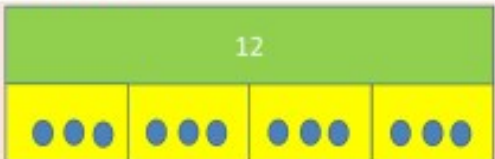


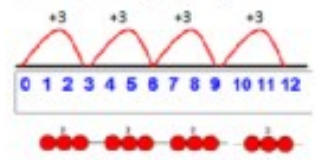
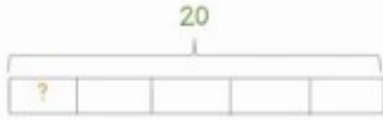
# Chapel St Leonards Primary School Calculation Policy

Objective & Strategy	Concrete	Pictorial	Abstract
<p>Division as sharing</p> <p><i>Use Gordon ITPs for modelling</i></p>	 <p>I have 10 cubes, can you share them equally in 2 groups?</p>	<p>Children use pictures or shapes to share quantities.</p>  <p>8 shared between 2 is 4</p> <p>Sharing:</p> <p>12 shared between 3 is 4</p>	<p>12 shared between 3 is</p> <p style="text-align: center;">4</p>



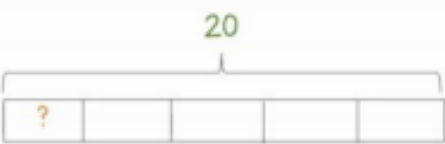

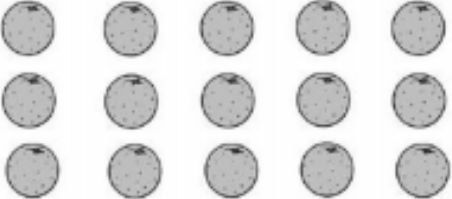
Y1  
DIVISION ÷

# Chapel St Leonards Primary School Calculation Policy

# Y2 DIVISION ÷

Objective & Strategy	Concrete	Pictorial	Abstract
Division as sharing	 <p>I have 10 cubes, can you share them equally in 2 groups?</p>	<p>Children use pictures or shapes to share quantities.</p>  $8 \div 2 = 4$ <p>Children use bar modelling to show and support understanding.</p>  $12 \div 4 = 3$	$12 \div 3 = 4$
Division as grouping	<p>Divide quantities into equal groups.</p> <p>Use cubes, counters, objects or place value counters to aid understanding.</p>  	<p>Use number lines for grouping</p>  <p style="text-align: center;"><b><math>12 \div 3 = 4</math></b></p> <p>Think of the bar as a whole. Split it into the number of groups you are dividing by and work out how many would be within each group.</p>  $20 \div 5 = ?$ $5 \times ? = 20$	$28 \div 7 = 4$ <p>Divide 28 into 7 groups. How many are in each group?</p>

# Chapel St Leonards Primary School Calculation Policy

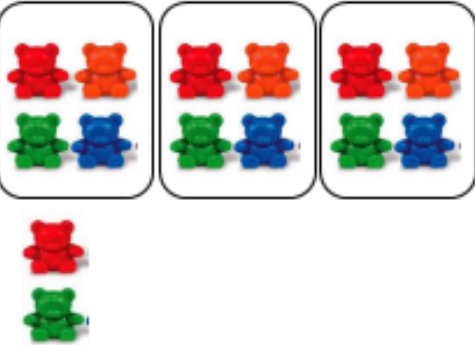


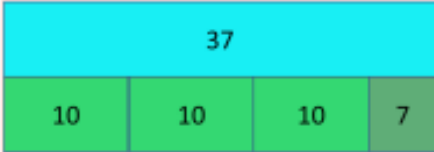
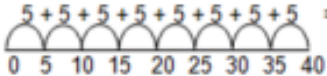
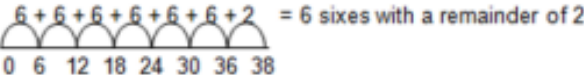
Objective & Strategy	Concrete	Pictorial	Abstract
Division as grouping	<p>Use cubes, counters, objects or place value counters to aid understanding.</p>  <p>24 divided into groups of 6 = 4</p> $96 \div 3 = 32$ 	<p>Continue to use bar modelling to aid solving division problems.</p>  $20 \div 5 = ?$ $5 \times ? = 20$	<p>How many groups of 6 in 24?</p> $24 \div 6 = 4$
Division with arrays	 <p>Link division to multiplication by creating an array and thinking about the number sentences that can be created.</p> <p>Eg <math>15 \div 3 = 5</math>    <math>5 \times 3 = 15</math></p> <p>     <math>15 \div 5 = 3</math>    <math>3 \times 5 = 15</math></p>	<p>Draw an array and use lines to split the array into groups to make multiplication and division sentences</p> 	<p>Find the inverse of multiplication and division sentences by creating eight linking number sentences.</p> $7 \times 4 = 28$ $4 \times 7 = 28$ $28 \div 7 = 4$ $28 \div 4 = 7$ $28 = 7 \times 4$ $28 = 4 \times 7$ $4 = 28 \div 7$ $7 = 28 \div 4$

Y3

DIVISION

÷

# Chapel St Leonards Primary School Calculation Policy


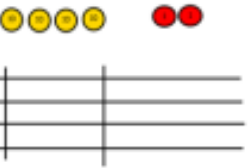



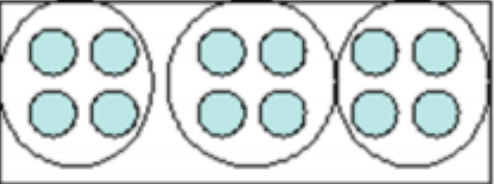
Objective & Strategy	Concrete	Pictorial	Abstract
<p>Division with remainders.</p>	<p><math>14 \div 3 =</math></p> <p>Divide objects between groups and see how much is left over</p> 	<p>Jump forward in equal jumps on a number line then see how many more you need to jump to find a remainder.</p>  <p>Draw dots and group them to divide an amount and clearly show a remainder.</p>  <p>Use bar models to show division with remainders.</p>  <p><b>Example without remainder:</b>  <math>40 \div 5</math>                      Ask "How many 5s in 40?"  <math>5 + 5 + 5 + 5 + 5 + 5 + 5 + 5 = 8 \text{ fives}</math></p>  <p><b>Example with remainder:</b>  <math>38 \div 6</math></p>  <p>For larger numbers, when it becomes inefficient to count in single multiples, bigger jumps can be recorded using known facts.</p>	<p>Complete written divisions and show the remainder using r.</p> $29 \div 8 = 3 \text{ REMAINDER } 5$ <p style="text-align: center;"> <math>\uparrow \quad \uparrow \quad \uparrow \quad \uparrow</math>                      dividend divisor quotient remainder                 </p>

Y3

DIVISION

÷

# Chapel St Leonards Primary School Calculation Policy

Objective & Strategy	Concrete	Pictorial	Abstract				
<p>Divide at least 3 digit numbers by 1 digit.</p> <p>Short Division</p>	<p><math>96 \div 3</math></p> <table style="margin-left: auto; margin-right: auto;"> <tr> <td style="text-align: center;">Tens</td> <td style="text-align: center;">Units</td> </tr> <tr> <td style="text-align: center;">3</td> <td style="text-align: center;">2</td> </tr> </table>  <p>Use place value counters to divide using the bus stop method alongside</p>  <p><math>42 \div 3 =</math></p> <p>Start with the biggest place value, we are sharing 40 into three groups. We can put 1 ten in each group and we have 1 ten left over.</p>   <p>We exchange this ten for ten ones and then share the ones equally among the groups.</p>  <p>We look how much in 1 group so the answer is 14.</p>	Tens	Units	3	2	<p>Students can continue to use drawn diagrams with dots or circles to help them divide numbers into equal groups.</p>  <p>Encourage them to move towards counting in multiples to divide more efficiently.</p>	<p>Begin with divisions that divide equally with no remainder.</p> $\begin{array}{r} 218 \\ 3 \overline{) 872} \end{array}$ <p>Move onto divisions with a remainder.</p> $\begin{array}{r} 86 \text{ r } 2 \\ 3 \overline{) 432} \end{array}$ <p>Finally move into decimal places to divide the total accurately.</p> $\begin{array}{r} 14.6 \\ 35 \overline{) 511.0} \end{array}$ $\begin{array}{r} 0663 \text{ r } 5 \\ 8 \overline{) 5309} \end{array}$
Tens	Units						
3	2						

Y4-6

DIVISION ÷

## Long Division

Step 1—a remainder in the ones

$$\begin{array}{r} \text{h t o} \\ 041\text{R}1 \\ \hline 4 \overline{) 165} \end{array}$$

4 does not go into 1 (hundred). So combine the 1 hundred with the 6 tens (160).

4 goes into 16 four times.

4 goes into 5 once, leaving a remainder of 1.

$$\begin{array}{r} \text{th h t o} \\ 0400\text{R}7 \\ \hline 8 \overline{) 3207} \end{array}$$

8 does not go into 3 of the thousands. So combine the 3 thousands with the 2 hundreds (3,200).

8 goes into 32 four times ( $3,200 \div 8 = 400$ )

8 goes into 0 zero times (tens).

8 goes into 7 zero times, and leaves a remainder of 7.

# Y6

# DIVISION ÷

## Long Division

Step 1 continued...

$$\begin{array}{r}
 \text{h t o} \\
 061 \\
 \hline
 4 \overline{) 247} \\
 \underline{-4} \\
 3
 \end{array}$$

When dividing the ones, 4 goes into 7 one time. Multiply  $1 \times 4 = 4$ , write that four under the 7, and subtract. This finds us the remainder of 3.

Check:  $4 \times 61 + 3 = 247$

$$\begin{array}{r}
 \text{th h t o} \\
 0402 \\
 \hline
 4 \overline{) 1609} \\
 \underline{-8} \\
 1
 \end{array}$$

When dividing the ones, 4 goes into 9 two times. Multiply  $2 \times 4 = 8$ , write that eight under the 9, and subtract. This finds us the remainder of 1.

Check:  $4 \times 402 + 1 = 1,609$

# Y6

# DIVISION ÷

### Long Division

Step 2—a remainder in the tens

1. Divide.	2. Multiply & subtract.	3. Drop down the next digit.
$\begin{array}{r} \text{t o} \\ 2 \overline{) 58} \\ \underline{4} \phantom{0} \\ 1 \phantom{0} \end{array}$ <p>Two goes into 5 two times, or 5 tens ÷ 2 = 2 whole tens -- but there is a remainder!</p>	$\begin{array}{r} \text{t o} \\ 2 \overline{) 58} \\ \underline{-4} \phantom{0} \\ 1 \phantom{0} \end{array}$ <p>To find it, multiply <math>2 \times 2 = 4</math>, write that 4 under the five, and subtract to find the remainder of 1 ten.</p>	$\begin{array}{r} \text{t o} \\ 2 \overline{) 58} \\ \underline{-4} \phantom{0} \\ 1 \phantom{0} \end{array}$ <p>Next, drop down the 8 of the ones next to the leftover 1 ten. You combine the remainder ten with 8 ones, and get 18.</p>

1. Divide.	2. Multiply & subtract.	3. Drop down the next digit.
$\begin{array}{r} \text{t o} \\ 2 \overline{) 58} \\ \underline{-4} \phantom{0} \\ 1 \phantom{0} \end{array}$ <p>Divide 2 into 18. Place 9 into the quotient.</p>	$\begin{array}{r} \text{t o} \\ 2 \overline{) 58} \\ \underline{-4} \phantom{0} \\ 1 \phantom{0} \\ \underline{-18} \\ 0 \end{array}$ <p>Multiply <math>9 \times 2 = 18</math>, write that 18 under the 18, and subtract.</p>	$\begin{array}{r} \text{t o} \\ 2 \overline{) 58} \\ \underline{-4} \phantom{0} \\ 1 \phantom{0} \\ \underline{-18} \\ 0 \end{array}$ <p>The division is over since there are no more digits in the dividend. The quotient is 29.</p>



## Long Division

Step 2—a remainder in any of the place values

1. Divide.	2. Multiply & subtract.	3. Drop down the next digit.
$\begin{array}{r} \text{h t o} \\ 1 \\ 2 \overline{)278} \end{array}$ <p>Two goes into 2 one time, or 2 hundreds + 2 = 1 hundred.</p>	$\begin{array}{r} \text{h t o} \\ 1 \\ 2 \overline{)278} \\ -2 \\ \hline 0 \end{array}$ <p>Multiply <math>1 \times 2 = 2</math>, write that 2 under the two, and subtract to find the remainder of zero.</p>	$\begin{array}{r} \text{h t o} \\ 18 \\ 2 \overline{)278} \\ -2 \\ \hline 07 \end{array}$ <p>Next, drop down the 7 of the tens next to the zero.</p>
Divide.	Multiply & subtract.	Drop down the next digit.
$\begin{array}{r} \text{h t o} \\ 13 \\ 2 \overline{)278} \\ -2 \\ \hline 07 \end{array}$ <p>Divide 2 into 7. Place 3 into the quotient.</p>	$\begin{array}{r} \text{h t o} \\ 13 \\ 2 \overline{)278} \\ -2 \\ \hline 07 \\ -6 \\ \hline 1 \end{array}$ <p>Multiply <math>3 \times 2 = 6</math>, write that 6 under the 7, and subtract to find the remainder of 1 ten.</p>	$\begin{array}{r} \text{h t o} \\ 13 \\ 2 \overline{)278} \\ -2 \\ \hline 07 \\ -6 \\ \hline 18 \end{array}$ <p>Next, drop down the 8 of the ones next to the 1 leftover ten.</p>
1. Divide.	2. Multiply & subtract.	3. Drop down the next digit.
$\begin{array}{r} \text{h t o} \\ 139 \\ 2 \overline{)278} \\ -2 \\ \hline 07 \\ -6 \\ \hline 18 \end{array}$ <p>Divide 2 into 18. Place 9 into the quotient.</p>	$\begin{array}{r} \text{h t o} \\ 139 \\ 2 \overline{)278} \\ -2 \\ \hline 07 \\ -6 \\ \hline 18 \\ -18 \\ \hline 0 \end{array}$ <p>Multiply <math>9 \times 2 = 18</math>, write that 18 under the 18, and subtract to find the remainder of zero.</p>	$\begin{array}{r} \text{h t o} \\ 139 \\ 2 \overline{)278} \\ -2 \\ \hline 07 \\ -6 \\ \hline 18 \\ -18 \\ \hline 0 \end{array}$ <p>There are no more digits to drop down. The quotient is 139.</p>